

Vision of the Institution

To ignite the minds of the students through academic excellence so as to bring about social transformation and prosperity.

Mission of the Institution

- To expand the frontiers of knowledge through Quality Education.
- To provide valued added Research and Development.
- To embody a spirit of excellence in Teaching, Creativity, Scholarship and Outreach.
- To provide a platform for synergy of Academy, Industry and Community.
- To inculcate high standards of Ethical and Professional Behavior.

Vision of IT Department

To be leaders in Information Technology through excellence in education, research and community outreach.

Mission of IT Department

- To provide quality education in the core principles of Information Technology.
- To enable the students to apply the core concepts to solve real world problems.
- To amplify their potential through research and continuous learning for high quality career.
- To mould them as professionals with ethics and morals.

Program Educational Objectives(PEOs)

PEO1: To provide students with a strong foundation in the mathematical, scientific and engineering fundamentals necessary to formulate, solve and analyze engineering problems.

PEO2: Graduates will succeed in entry-level engineering positions in IT industry and with government agencies.

PEO3: Graduates will succeed in the pursuit of advanced degrees in engineering or other fields and will have skills for, continued independent, lifelong learning to become experts in their profession.

PEO4: Empower students with effective teamwork, communication skills, leadership skills, ethical values and high integrity to serve the interests of the society and nation.

Program Outcomes(POs) of IT Department

Engineering Graduates will be able to:

1. **Engineering knowledge:** Apply the knowledge of mathematics, science, engineering fundamentals, and an engineering specialization to the solution of complex engineering problems.
2. **Problem analysis:** Identify, formulate, review research literature, and analyze complex engineering problems reaching substantiated conclusions using first principles of mathematics, natural sciences, and engineering sciences.
3. **Design/development of solutions:** Design solutions for complex engineering problems and design system components or processes that meet the specified needs with appropriate consideration for the public health and safety, and the cultural, societal, and environmental considerations.
4. **Conduct investigations of complex problems:** Use research-based knowledge and research methods including design of experiments, analysis and interpretation of data, and synthesis of the information to provide valid conclusions.
5. **Modern tool usage:** Create, select, and apply appropriate techniques, resources, and modern engineering and IT tools including prediction and modeling to complex engineering activities with an understanding of the limitations.
6. **The engineer and society:** Apply reasoning informed by the contextual knowledge to assess societal, health, safety, legal and cultural issues and the consequent responsibilities relevant to the professional engineering practice.
7. **Environment and sustainability:** Understand the impact of the professional engineering solutions in societal and environmental contexts, and demonstrate the knowledge of, and need for sustainable development.
8. **Ethics:** Apply ethical principles and commit to professional ethics and responsibilities and norms of the engineering practice.
9. **Individual and team work:** Function effectively as an individual, and as a member or leader in diverse teams, and in multidisciplinary settings.
10. **Communication:** Communicate effectively on complex engineering activities with the engineering community and with society at large, such as, being able to comprehend and write effective reports and design documentation, make effective presentations, and give and receive clear instructions.
11. **Project management and finance:** Demonstrate knowledge and understanding of the engineering and management principles and apply these to one's own work, as a member and leader in a team, to manage projects and in multidisciplinary environments.
12. **Life-long learning:** Recognize the need for, and have the preparation and ability to engage in independent and life-long learning in the broadest context of technological change.

Program Specific Outcomes (PSOs) of IT Department

1. An ability to demonstrate basic knowledge in databases, programming languages, common business functions and algorithm analysis to design and develop appropriate Information Technology solutions.
2. Ability to organize an IT Infrastructure, manage and monitor resources and secure the data.

III Year - II Semester

L	T	P	C
4	0	0	3

ARTIFICIAL INTELLIGENCE

(Open Elective)

OBJECTIVES:

- To have a basic proficiency in a traditional AI language including an ability to write simple to intermediate programs and an ability to understand code written in that language.
- To have an understanding of the basic issues of knowledge representation and blind and heuristic search, as well as an understanding of other topics such as minimax, resolution, etc. that play an important role in AI programs.
- To have a basic understanding of some of the more advanced topics of AI such as learning, natural language processing, agents and robotics, expert systems, and planning

UNIT-I:

Introduction to artificial intelligence: Introduction ,history, intelligent systems, foundations of AI, applications, tic-tac-tie game playing, development of ai languages, current trends in AI

UNIT-II:

Problem solving: state-space search and control strategies : Introduction, general problem solving, characteristics of problem, exhaustive searches, heuristic search techniques, iterative-deepening a*, constraint satisfaction

Problem reduction and game playing: Introduction, problem reduction, game playing, alpha-beta pruning, two-player perfect information games

UNIT-III:

Logic concepts: Introduction, propositional calculus, propositional logic, natural deduction system, axiomatic system, semantic tableau system in propositional logic, resolution refutation in propositional logic, predicate logic

UNIT-IV:

Knowledge representation: Introduction, approaches to knowledge representation, knowledge representation using semantic network, extended semantic networks for KR, knowledge representation using frames **advanced knowledge representation techniques:** Introduction, conceptual dependency theory, script structure, cyc theory, case grammars, semantic web

UNIT-V:

Expert system and applications: Introduction phases in building expert systems, expert system versus traditional systems, rule-based expert systems blackboard systems truth maintenance systems, application of expert systems, list of shells and tools

UNIT-VI:

Uncertainty measure: probability theory: Introduction, probability theory, Bayesian belief networks, certainty factor theory, Dempster-Shafer theory

Fuzzy sets and fuzzy logic: Introduction, fuzzy sets, fuzzy set operations, types of membership functions, multi-valued logic, fuzzy logic, linguistic variables and hedges, fuzzy propositions, inference rules for fuzzy propositions, fuzzy systems.

OUTCOMES:

- Identify problems that are amenable to solution by AI methods, and which AI methods may be suited to solving a given problem.
- Formalize a given problem in the language/framework of different AI methods (e.g., as a search problem, as a constraint satisfaction problem, as a planning problem, as a Markov decision process, etc).
- Implement basic AI algorithms (e.g., standard search algorithms or dynamic programming).
- Design and carry out an empirical evaluation of different algorithms on a problem formalization, and state the conclusions that the evaluation supports.

TEXT BOOKS:

1. Artificial Intelligence- Saroj Kaushik, CENGAGE Learning,
2. Artificial intelligence, A modern Approach , 2nd ed, Stuart Russel, Peter Norvig, PEA
3. Artificial Intelligence- Rich, Kevin Knight, Shiv Shankar B Nair, 3rd ed, TMH
4. Introduction to Artificial Intelligence, Patterson, PHI

REFERENCE BOOKS:

1. Artificial intelligence, structures and Strategies for Complex problem solving, -George F Luger, 5th ed, PEA
2. Introduction to Artificial Intelligence, Ertel, Wolf Gang, Springer
3. Artificial Intelligence, A new Synthesis, Nils J Nilsson, Elsevier

III Year - II Semester

L	T	P	C
4	0	0	3

COMPUTER NETWORKS

OBJECTIVES:

- Understand state-of-the-art in network protocols, architectures, and applications.
- Process of networking research
- Constraints and thought processes for networking research
- Problem Formulation—Approach—Analysis—

UNIT – I:

Introduction: Network Topologies WAN, LAN, MAN. Reference models- The OSI Reference Model- the TCP/IP Reference Model - A Comparison of the OSI and TCP/IP Reference Models

UNIT – II:

Physical Layer – Fourier Analysis – Bandwidth Limited Signals – The Maximum Data Rate of a Channel - Guided Transmission Media, Digital Modulation and Multiplexing: Frequency Division Multiplexing, Time Division Multiplexing, Code Division Multiplexing
Data Link Layer Design Issues, Error Detection and Correction, Elementary Data Link Protocols, Sliding Window Protocols

UNIT – III:

The Data Link Layer - Services Provided to the Network Layer – Framing – Error Control – Flow Control, Error Detection and Correction – Error-Correcting Codes – Error Detecting Codes, Elementary Data Link Protocols- A Utopian Simplex Protocol-A Simplex Stop and Wait Protocol for an Error free channel-A Simplex Stop and Wait Protocol for a Noisy Channel, Sliding Window Protocols-A One Bit Sliding Window Protocol-A Protocol Using Go-Back-N- A Protocol Using Selective Repeat

UNIT – IV:

The Medium Access Control Sublayer-The Channel Allocation Problem-Static Channel Allocation-Assumptions for Dynamic Channel Allocation, Multiple Access Protocols-Aloha-Carrier Sense Multiple Access Protocols-Collision-Free Protocols-Limited Contention Protocols-Wireless LAN Protocols, Ethernet-Classic Ethernet Physical Layer-Classic Ethernet MAC Sublayer Protocol-Ethernet Performance-Fast Ethernet Gigabit Ethernet-10-Gigabit Ethernet-Retrospective on Ethernet, Wireless Lans-The 802.11 Architecture and Protocol Stack-The 802.11 Physical Layer-The802.11 MAC Sublayer Protocol-The 805.11 Frame Structure-Services

UNIT – V:

Design Issues-The Network Layer Design Issues – Store and Forward Packet Switching-Services Provided to the Transport layer- Implementation of Connectionless Service-Implementation of Connection Oriented Service-Comparison of Virtual Circuit and Datagram Networks, Routing Algorithms-The Optimality principle-Shortest path Algorithm, Congestion Control Algorithms-

Approaches to Congestion Control-Traffic Aware Routing-Admission Control-Traffic Throttling-Load Shedding.

UNIT – VI:

Transport Layer – The Internet Transport Protocols: Udp, the Internet Transport Protocols: Tcp
Application Layer –The Domain Name System: The DNS Name Space, Resource Records, Name Servers, Electronic Mail: Architecture and Services, The User Agent, Message Formats, Message Transfer, Final Delivery

OUTCOMES:

- Understand OSI and TCP/IP models
- Analyze MAC layer protocols and LAN technologies
- 3 .Design applications using internet protocols
- 4 .Understand routing and congestion control algorithms
- 5 .Understand how internet works

TEXT BOOKS:

1. Tanenbaum and David J Wetherall, Computer Networks, 5th Edition, Pearson Edu, 2010
2. Computer Networks: A Top Down Approach, Behrouz A. Forouzan, FirouzMosharraf, McGraw Hill Education

REFERENCE BOOKS:

1. Larry L. Peterson and Bruce S. Davie, “Computer Networks - A Systems Approach” (5th ed), Morgan Kaufmann/ Elsevier, 2011

III Year - II Semester

L	T	P	C
4	0	0	3

DATA MINING

OBJECTIVES:

- Students will be enabled to understand and implement classical models and algorithms in data warehousing and data mining.
- They will learn how to analyze the data, identify the problems, and choose the relevant models and algorithms to apply.
- They will further be able to assess the strengths and weaknesses of various methods and algorithms and to analyze their behavior.

UNIT –I:

Introduction: Why Data Mining? What Is Data Mining? 1.3 What Kinds of Data Can Be Mined? 1.4 What Kinds of Patterns Can Be Mined? Which Technologies Are Used? Which Kinds of Applications Are Targeted? Major Issues in Data Mining. Data Objects and Attribute Types, Basic Statistical Descriptions of Data, Data Visualization, Measuring Data Similarity and Dissimilarity

UNIT –II:

Data Pre-processing: Data Preprocessing: An Overview, Data Cleaning, Data Integration, Data Reduction, Data Transformation and Data Discretization

UNIT –III:

Classification: Basic Concepts, General Approach to solving a classification problem, Decision Tree Induction: Working of Decision Tree, building a decision tree, methods for expressing an attribute test conditions, measures for selecting the best split, Algorithm for decision tree induction.

UNIT –IV:

Classification: Alternative Techniques, Bayes' Theorem, Naïve Bayesian Classification, Bayesian Belief Networks

UNIT –V

Association Analysis: Basic Concepts and Algorithms: Problem Defecation, Frequent Item Set generation, Rule generation, compact representation of frequent item sets, FP-Growth Algorithm. (Tan & Vipin)

UNIT –VI

Cluster Analysis: Basic Concepts and Algorithms: Overview: What Is Cluster Analysis? Different Types of Clustering, Different Types of Clusters; K-means: The Basic K-means Algorithm, K-means Additional Issues, Bisecting K-means, Strengths and Weaknesses; Agglomerative Hierarchical Clustering: Basic Agglomerative Hierarchical Clustering Algorithm DBSCAN: Traditional Density Center-Based Approach, DBSCAN Algorithm, Strengths and Weaknesses. (**Tan & Vipin**)

OUTCOMES:

- Understand stages in building a Data Warehouse
- Understand the need and importance of preprocessing techniques
- Understand the need and importance of Similarity and dissimilarity techniques
- Analyze and evaluate performance of algorithms for Association Rules.
- Analyze Classification and Clustering algorithms

TEXT BOOKS:

1. Introduction to Data Mining: Pang-Ning Tan & Michael Steinbach, Vipin Kumar, Pearson.
2. Data Mining concepts and Techniques, 3/e, Jiawei Han, Michel Kamber, Elsevier.

REFERENCE BOOKS:

1. Data Mining Techniques and Applications: An Introduction, Hongbo Du, Cengage Learning.
2. Data Mining : Vikram Pudi and P. Radha Krishna, Oxford.
3. Data Mining and Analysis - Fundamental Concepts and Algorithms; Mohammed J. Zaki, Wagner Meira, Jr, Oxford
4. Data Warehousing Data Mining & OLAP, Alex Berson, Stephen Smith, TMH.

DIGITAL SIGNAL PROCESSING

(Open Elective)

OBJECTIVES:

- To study DFT and its computation
- To study the design techniques for digital filters
- To study the finite word length effects in signal processing
- To study the non-parametric methods of power spectrum estimations
- To study the fundamentals of digital signal processors.

UNIT -I

Discrete Fourier Transform

DFT and its properties, Relation between DTFT and DFT, FFT computations using Decimation in time and Decimation in frequency algorithms, Overlap-add and save methods

UNIT -II

Infinite Impulse Response Digital Filters

Review of design of analogue Butterworth and Chebyshev Filters, Frequency transformation in analogue domain - Design of IIR digital filters using impulse invariance technique - Design of digital filters using bilinear transform - pre warping - Realization using direct, cascade and parallel forms.

UNIT- III

Finite Impulse Response Digital Filters

Symmetric and Ant symmetric FIR filters - Linear phase FIR filters - Design using Hamming, Henning and Blackman Windows - Frequency sampling method - Realization of FIR filters - Transversal, Linear phase and Polyphase structures.

UNIT -IV

Finite Word Length Effects

Fixed point and floating point number representations - Comparison - Truncation and Rounding errors - Quantization noise - derivation for quantization noise power - coefficient quantization error - Product quantization error –

UNIT -V

Overflow error - Round off noise power - limit cycle oscillations due to product round off and overflow errors - signal scaling

UNIT -VI

Multirate Signal Processing

Introduction to Multirate signal processing-Decimation-Interpolation-Polyphase implementation of FIR filters for interpolator and decimator -Multistage implementation of sampling rate conversion- Design of narrow band filters - Applications of Multirate signal processing.

OUTCOMES:

- an ability to apply knowledge of Mathematics, science, and engineering
- an ability to design and conduct experiments and interpret data
- an ability to design a system, component or process to meet desired needs within realistic constraints such as economic, environmental, social, political, ethical, health and safety, manufacturability, and sustainability
- an ability to function as part of a multi-disciplinary team

TEXT BOOKS:

1. John G Proakis and Manolakis, "Digital Signal Processing Principles, Algorithms and Applications", Pearson, Fourth Edition, 2007.
2. S.Salivahanan, A. Vallavaraj, C. Gnanapriya, Digital Signal Processing, TMH/McGraw HillInternational, 2007

REFERENCE BOOKS:

1. E.C. Ifeachor and B.W. Jervis, " Digital signal processing - A practical approach", Second edition, Pearson, 2002.
2. S.K. Mitra, Digital Signal Processing, A Computer Based approach, Tata Mc GrawHill, 1998.
3. P.P.Vaidyanathan, Multirate Systems & Filter Banks, Prentice Hall, Englewood cliffs, NJ, 1993.
4. Johny R. Johnson, Introduction to Digital Signal Processing, PHI, 2006.

EMBEDDED SYSTEMS

(Open Elective)

OBJECTIVES:

- Technology capabilities and limitations of the hardware, software components
- Methods to evaluate design tradeoffs between different technology choices.
- Design Methodologies

UNIT-I:

Introduction to Embedded systems: What is an embedded system Vs. General computing system, history, classification, major application areas, and purpose of embedded systems. Core of embedded system, memory, sensors and actuators, communication interface, embedded firmware, other system components, PCB and passive components.

UNIT-II:

8—bit microcontrollers architecture: Characteristics, quality attributes application specific, domain specific, embedded systems. Factors to be considered in selecting a controller, 8051 architecture, memory organization, registers, oscillator unit, ports, source current, sinking current, design examples.

UNIT-III:

RTOS and Scheduling, Operating basics, types, RTOS, tasks, process and threads, multiprocessing and multitasking, types of multitasking, non preemptive, preemptive scheduling.

UNIT-IV:

Task communication of RTOS, Shared memory, pipes, memory mapped objects, message passing, message queue, mailbox, signaling, RPC and sockets, task communication/synchronization issues, racing, deadlock, live lock, the dining philosopher's problem.

UNIT-V:

The producer-consumer problem, Reader writers problem, Priority Inversion, Priority ceiling, Task Synchronization techniques, busy waiting, sleep and wakery, semaphore, mutex, critical section objects, events, device, device drivers, how to clause an RTOS, Integration and testing of embedded hardware and fire ware.

UNIT-VI:

Simulators, emulators, Debuggers, Embedded Product Development life cycle (EDLC), Trends in embedded Industry, Introduction to ARM family of processor.

OUTCOMES:

Understand the basics of an embedded system

- Program an embedded system
- Design, implement and test an embedded system.
- Identify the unique characteristics of real-time systems
- Explain the general structure of a real-time system
- Define the unique design problems and challenges of real-time systems

TEXT BOOK:

1. Introduction to embedded systems Shibu. K.V, TMH, 2009.

REFERENCE BOOKS:

1. Ayala & Gadre: The 8051 Microcontroller & Embedded Systems using Assembly and C, CENGAGE
2. Embedded Systems, Rajkamal, TMH, 2009.
3. Embedded Software Primer, David Simon, Pearson.
4. The 8051 Microcontroller and Embedded Systems, Mazidi, Mazidi, Pearson,.

III Year - II Semester

L	T	P	C
0	2	0	0

INTELLECTUAL PROPERTY RIGHTS AND PATENTS

Objectives:

- *To know the importance of Intellectual property rights, which plays a vital role in advanced Technical and Scientific disciplines.
- *Imparting IPR protections and regulations for further advancement, so that the students can familiarize with the latest developments.

Unit I: Introduction to Intellectual Property Rights (IPR)

Concept of Property - Introduction to IPR – International Instruments and IPR - WIPO - TRIPS – WTO -Laws Relating to IPR - IPR Tool Kit - Protection and Regulation - Copyrights and Neighboring Rights – Industrial Property – Patents - Agencies for IPR Registration – Traditional Knowledge –Emerging Areas of IPR - Layout Designs and Integrated Circuits – Use and Misuse of Intellectual Property Rights.

Unit II: Copyrights and Neighboring Rights

Introduction to Copyrights – Principles of Copyright Protection – Law Relating to Copyrights - Subject Matters of Copyright – Copyright Ownership – Transfer and Duration – Right to Prepare Derivative Works –Rights of Distribution – Rights of Performers – Copyright Registration – Limitations – Infringement of Copyright – Relief and Remedy – Case Law - Semiconductor Chip Protection Act.

UNIT III: Patents

Introduction to Patents - Laws Relating to Patents in India – Patent Requirements – Product Patent and Process Patent - Patent Search - Patent Registration and Granting of Patent - Exclusive Rights – Limitations - Ownership and Transfer — Revocation of Patent – Patent Appellate Board - Infringement of Patent – Compulsory Licensing — Patent Cooperation Treaty – New developments in Patents – Software Protection and Computer related Innovations.

UNIT IV: Trademarks

Introduction to Trademarks – Laws Relating to Trademarks – Functions of Trademark – Distinction between Trademark and Property Mark – Marks Covered under Trademark Law - Trade Mark Registration – Trade Mark Maintenance – Transfer of rights - Deceptive Similarities - Likelihood of Confusion - Dilution of Ownership – Trademarks Claims and Infringement – Remedies – Passing Off Action.

UNIT V: Trade Secrets

Introduction to Trade Secrets – General Principles - Laws Relating to Trade Secrets - Maintaining Trade Secret – Physical Security – Employee Access Limitation – Employee

Confidentiality Agreements – Breach of Contract –Law of Unfair Competition – Trade Secret Litigation – Applying State Law.

UNIT VI: Cyber Law and Cyber Crime

Introduction to Cyber Law – Information Technology Act 2000 - Protection of Online and Computer Transactions - E-commerce - Data Security – Authentication and Confidentiality - Privacy - Digital Signatures – Certifying Authorities - Cyber Crimes - Prevention and Punishment – Liability of Network Providers.

- Relevant Cases Shall be dealt where ever necessary.

Outcome:

*** IPR Laws and patents pave the way for innovative ideas which are instrumental for inventions to seek Patents.**

***Student get an insight on Copyrights, Patents and Software patents which are instrumental for further advancements.**

References:

1. Intellectual Property Rights (Patents & Cyber Law), Dr. A. Srinivas. Oxford University Press, New Delhi.
2. Deborah E.Bouchoux: Intellectual Property, Cengage Learning, New Delhi.
3. PrabhuddhaGanguli: Intellectual Property Rights, Tata Mc-Graw –Hill, New Delhi
4. Richard Stim: Intellectual Property, Cengage Learning, New Delhi.
5. Kompal Bansal &Parishit Bansal Fundamentals of IPR for Engineers, B. S. Publications (Press).
6. Cyber Law - Texts & Cases, South-Western's Special Topics Collections.
7. R.Radha Krishnan, S.Balasubramanian: Intellectual Property Rights, Excel Books. New Delhi.
8. M.Ashok Kumar and MohdIqbal Ali: Intellectual Property Rights, Serials Pub.

OPERATION RESEARCH

(Open Elective)

OBJECTIVE:

- Identify and develop operational research models from the verbal description of the real system.
- Understand the mathematical tools that are needed to solve optimisation problems.
- Use mathematical software to solve the proposed models.
- Develop a report that describes the model and the solving technique, analyse the results and propose recommendations in language understandable to the decision-making processes in Management Engineering

UNIT-I:

Introduction to Operations Research: Basics definition, scope, objectives, phases, models and limitations of Operations Research. Linear Programming Problem – Formulation of LPP, Graphical solution of LPP. Simple Method, Artificial variables, big-M method, two-phase method, degeneracy and unbound solutions.

UNIT-II:

Transportation Problem. Formulation, solution, unbalanced Transportation problem. Finding basic feasible solutions – Northwest corner rule, least cost method and Vogel's approximation method. Optimality test: the stepping stone method and MODI method

UNIT-III:

Assignment model. Formulation. Hungarian method for optimal solution. Solving unbalanced problem. Traveling salesman problem and assignment problem Sequencing models. Solution of Sequencing Problem – Processing n Jobs through 2 Machines – Processing n Jobs through 3 Machines – Processing 2 Jobs through m machines – Processing n Jobs through m Machines

UNIT-IV:

Dynamic programming. Characteristics of dynamic programming. Dynamic programming approach for Priority Management employment smoothing, capital budgeting, Stage Coach/Shortest Path, cargo loading and Reliability problems Games Theory. Competitive games, rectangular game, saddle point, minimax (maximin) method of optimal strategies, value of the game. Solution of games with saddle points, dominance principle. Rectangular games without saddle point – mixed strategy for 2 X 2 games

UNIT-V:

Replacement Models. Replacement of Items that Deteriorate whose maintenance costs increase with time without change in the money value. Replacement of items that fail suddenly: individual replacement policy, group replacement policy

UNIT-VI:

Inventory models. Inventory costs. Models with deterministic demand – model (a) demand rate uniform and production rate infinite, model (b) demand rate non-uniform and production rate infinite, model (c) demand rate uniform and production rate finite.

OUTCOME:

- Methodology of Operations Research.
- Linear programming: solving methods, duality, and sensitivity analysis.
- Integer Programming.
- Network flows.
- Multi-criteria decision techniques.
- Decision making under uncertainty and risk.
- Game theory. Dynamic programming.

TEXT BOOKS:

1. P. Sankara Iyer, "Operations Research", Tata McGraw-Hill, 2008.
2. A.M. Natarajan, P. Balasubramani, A. Tamilarasi, "Operations Research", Pearson Education, 2005.

REFERENCE BOOKS:

1. J K Sharma. "Operations Research Theory & Applications, 3e", Macmillan India Ltd, 2007.
2. P. K. Gupta and D. S. Hira, "Operations Research", S. Chand & co., 2007.
3. J K Sharma., "Operations Research, Problems and Solutions, 3e", Macmillan India Ltd
4. N.V.S. Raju, "Operations Research", HI-TECH, 2002

ROBOTICS

(Open Elective)

OBJECTIVES:

- To introduce the basic concepts, parts of robots and types of robots.
- To make the student familiar with the various drive systems for robot, sensors and their applications in robots and programming of robots.
- To discuss about the various applications of robots, justification and implementation of robot.

UNIT -I:

Introduction

Specifications of Robots- Classifications of robots – Work envelope - Flexible automation versus Robotic technology – Applications of Robots ROBOT KINEMATICS AND DYNAMICS Positions,

UNIT-II:

Orientations and frames, Mappings

Changing descriptions from frame to frame, Operators: Translations, Rotations and Transformations - Transformation Arithmetic - D-H Representation - Forward and inverse Kinematics Of Six Degree of Freedom Robot Arm – Robot Arm dynamics

UNIT -III:

Robot Drives and Power Transmission Systems

Robot drive mechanisms, hydraulic – electric – servomotor- stepper motor - pneumatic drives, Mechanical transmission method - Gear transmission, Belt drives, cables, Roller chains, Link - Rod systems - Rotary-to-Rotary motion conversion, Rotary-to-Linear motion conversion, Rack and Pinion drives, Lead screws, Ball Bearing screws,

UNIT- IV:

Manipulators

Construction of Manipulators, Manipulator Dynamic and Force Control, Electronic and Pneumatic manipulators

UNIT- V:

Robot End Effectors

Classification of End effectors – Tools as end effectors. Drive system for grippers-Mechanical adhesive-vacuum-magnetic-grippers. Hooks&scoops. Gripper force analysis and gripper design. Active and passive grippers.

UNIT- VI:

Path planning & Programming

Trajectory planning and avoidance of obstacles, path planning, skew motion, joint integrated motion – straight line motion-Robot languages-computer control and Robot software.

OUTCOMES:

- The Student must be able to design automatic manufacturing cells with robotic control using
- The principle behind robotic drive system, end effectors, sensor, machine vision robot Kinematics and programming.

TEXT BOOKS:

1. Deb S. R. and Deb S., “Robotics Technology and Flexible Automation”, Tata McGraw Hill Education Pvt. Ltd, 2010.
2. John J.Craig, “Introduction to Robotics”, Pearson, 2009.
3. Mikell P. Groover et. al., "Industrial Robots - Technology, Programming and Applications", McGraw Hill, New York, 2008.

REFERENCE BOOKS:

1. Richard D Klafter, Thomas A Chmielewski, Michael Negin, "Robotics Engineering – An Integrated Approach", Eastern Economy Edition, Prentice Hall of India Pvt. Ltd., 2006.
2. Fu K S, Gonzalez R C, Lee C.S.G, "Robotics: Control, Sensing, Vision and Intelligence", McGraw Hill, 1987

SOCIAL NETWORKS AND SEMANTIC WEB

(Open Elective)

OBJECTIVES:

- To learn Knowledge Representation for the Semantic Web
- To learn Ontology Engineering
- To learn Semantic Web Applications, Services and Technology
- To learn Social Network Analysis and semantic web

UNIT –I:

Web Intelligence Thinking and Intelligent Web Applications, The Information Age ,The World Wide Web, Limitations of Today’s Web, The Next Generation Web, Machine Intelligence, Artificial Intelligence, Ontology, Inference engines, Software Agents, Berners-Lee www, Semantic Road Map, Logic on the semantic Web.

UNIT -II:

Knowledge Representation for the Semantic Web Ontologies and their role in the semantic web, Ontologies Languages for the Semantic Web – Resource Description Framework(RDF) / RDF Schema, Ontology Web Language(OWL), UML, XML/XML Schema.

UNIT-III:

Ontology Engineering Ontology Engineering, Constructing Ontology, Ontology Development Tools, Ontology Methods, Ontology Sharing and Merging, Ontology Libraries and Ontology Mapping, Logic, Rule and Inference Engines.

UNIT-IV:

Semantic Web Applications, Services and Technology Semantic Web applications and services, Semantic Search, e-learning, Semantic Bioinformatics, Knowledge Base ,XML Based Web Services, Creating an OWL-S Ontology for Web Services, Semantic Search Technology, Web Search Agents and Semantic Methods,

UNIT-V:

Social Network Analysis and semantic web What is social Networks analysis, development of the social networks analysis.

UNIT- VI

Electronic Sources for Network Analysis – Electronic Discussion networks, Blogs and Online Communities, Web Based Networks. Building Semantic Web Applications with social network features.

OUTCOMES:

Understand semantic web basics, architecture and technologies

- Able to represent data from a chosen problem in XML with appropriate semantic
- Tags obtained or derived from the ontology Able to understand the semantic relationships among these data elements using
- Resource Description Framework (RDF) Able to design and implement a web services application that “discovers” the
- Data and/or other web services via the semantic web Able to discover the capabilities and limitations of semantic web technology for social networks

TEXT BOOKS:

1. Thinking on the Web - Berners Lee, Gödel and Turing, Wiley inter science, 2008.
2. Social Networks and the Semantic Web, Peter Mika, Springer, 2007.

REFERENCE BOOKS:

1. Semantic Web Technologies, Trends and Research in Ontology Based Systems, J.Davies, R.Studer, P.Warren, John Wiley & Sons.
2. Semantic Web and Semantic Web Services -Liyang Lu Chapman and Hall/CRC Publishers,(Taylor & Francis Group)
3. Information sharing on the semantic Web - Heiner Stuckenschmidt; Frank Van Harmelen, Springer Publications. 4. Programming the Semantic Web, T.Segaran, C.Evans, J.Taylor, O'Reilly, SPD.

III Year - II Semester

L	T	P	C
4	0	0	3

SOFTWARE TESTING METHODOLOGIES

OBJECTIVE:

Fundamentals for various testing methodologies.

- Describe the principles and procedures for designing test cases.
- Provide supports to debugging methods.
- Acts as the reference for software testing techniques and strategies.

UNIT-I:

Introduction: Purpose of Testing, Dichotomies, Model for Testing, Consequences of Bugs, Taxonomy of Bugs.

Flow graphs and Path testing: Basics Concepts of Path Testing, Predicates, Path Predicates and Achievable Paths, Path Sensitizing, Path Instrumentation, Application of Path Testing.

UNIT-II:

Transaction Flow Testing: Transaction Flows, Transaction Flow Testing Techniques.

Dataflow testing: Basics of Dataflow Testing, Strategies in Dataflow Testing, Application of Dataflow Testing.

UNIT-III:

Domain Testing: Domains and Paths, Nice & Ugly Domains, Domain testing, Domains and Interfaces Testing, Domain and Interface Testing, Domains and Testability.

Paths, Path products and Regular expressions: Path Products & Path Expression, Reduction Procedure, Applications, Regular Expressions & Flow Anomaly Detection.

UNIT-IV:

Syntax Testing: Why, What and How, A Grammar for formats, Test Case Generation, Implementation and Application and Testability Tips.

Logic Based Testing: Overview, Decision Tables, Path Expressions, KV Charts, and Specifications.

UNIT – V:

State, State Graphs and Transition Testing: State Graphs, Good & Bad State Graphs, State Testing, and Testability Tips.

Graph Matrices and Application:-Motivational overview, matrix of graph, relations, power of a matrix, node reduction algorithm.

UNIT -VI:

Software Testing Tools: Introduction to Testing, Automated Testing, Concepts of Test Automation, Introduction to list of tools like Win runner, Load Runner, Jmeter, About Win Runner ,Using Win runner, Mapping the GUI, Recording Test, Working with Test, Enhancing Test, Checkpoints, Test Script Language, Putting it all together, Running and Debugging Tests, Analyzing Results, Batch Tests, Rapid Test Script Wizard.

OUTCOME:

- Understand the basic testing procedures.
- Able to support in generating test cases and test suites.
- Able to test the applications manually by applying different testing methods and automation tools.
- Apply tools to resolve the problems in Real time environment.

TEXT BOOKS:

1. Software testing techniques – Boris Beizer, Dreamtech, second edition.
2. Software Testing- Yogesh Singh, Camebridge

REFERENCE BOOKS:

1. The Craft of software testing - Brian Marick, Pearson Education.
2. Software Testing, 3rd edition, P.C. Jorgensen, Aurbach Publications (Dist.by SPD).
3. Software Testing, N.Chauhan, Oxford University Press.
4. Introduction to Software Testing, P.Ammann&J.Offutt, Cambridge Univ.Press.
5. Effective methods of Software Testing, Perry, John Wiley, 2nd Edition, 1999.
6. Software Testing Concepts and Tools, P.NageswaraRao, dreamtech Press
7. Win Runner in simple steps by Hakeem Shittu, 2007 Genixpress.
8. Foundations of Software Testing, D.Graham& Others, Cengage Learning

WEB TECHNOLOGIES

OBJECTIVES:

- This course is designed to introduce students with no programming experience to the programming languages and techniques associated with the World Wide Web. The course will introduce web-based media-rich programming tools for creating interactive web pages.

UNIT-I: HTML, CSS

Basic Syntax, Standard HTML Document Structure, Basic Text Markup, Images, Hypertext Links, Lists, Tables, Forms, HTML5

CSS: Levels of Style Sheets, Style Specification Formats, Selector Forms, The Box Model, Conflict Resolution

UNIT-II: Javascript

The Basic of Javascript: Objects, Primitives Operations and Expressions, ScreenOutput and Keyboard Input, Control Statements, Object Creation and Modification, Arrays, Functions, Constructors, Pattern Matching using Regular Expressions

DHTML: Positioning Moving and Changing Elements

UNIT-III:

XML: Document type Definition, XML schemas, Document object model, XSLT, DOM and SAX Approaches,

AJAX A New Approach: Introduction to AJAX, Integrating PHP and AJAX.

UNIT-IV:

PHP Programming: Introducing PHP: Creating PHP script, Running PHP script.

Working with variables and constants: Using variables, Using constants, Data types, Operators. **Controlling program flow:** Conditional statements, Control statements, Arrays, functions. Working with forms and Databases such as MySQL.

UNIT-V:

Introduction to PERL, Operators and if statements, Program design and control structures, Arrays, Hashes and File handling, Regular expressions, Subroutines, Retrieving documents from the web with Perl.

UNIT-VI:

Introduction to Ruby, Variables, types, simple I/O, Control, Arrays, Hashes, Methods, Classes, Iterators, Pattern Matching. Overview of Rails.

OUTCOMES:

- Analyze a web page and identify its elements and attributes.
- Create web pages using XHTML and Cascading Styles sheets.
- Build dynamic web pages.
- Build web applications using PHP.
- Programming through PERL and Ruby
- Write simple client-side scripts using AJAX

TEXT BOOKS:

1. Programming the World Wide Web, Robert W Sebesta, 7ed, Pearson.
2. Web Technologies, Uttam K Roy, Oxford
3. The Web Warrior Guide to Web Programming, Bai, Ekedahl, Farrell, Gosselin, Zak, Karparhi, MacIntyre, Morrissey, Cengage

REFERENCE BOOKS:

1. Ruby on Rails Up and Running, Lightning fast Web development, Bruce Tate, Curt Hibbs, O'Reilly (2006)
2. Programming Perl, 4ed, Tom Christiansen, Jonathan Orwant, O'Reilly (2012)
3. Web Technologies, HTML< JavaScript, PHP, Java, JSP, XML and AJAX, Black book, Dream Tech.
4. An Introduction to Web Design, Programming, Paul S Wang, Sanda S Katila, Cengage Learning
5. <http://www.upriss.org.uk/perl/PerlCourse.html>

III Year - II Semester

L	T	P	C
4	0	0	3

DATA MINING LAB

OBJECTIVES:

- Practical exposure on implementation of well known data mining tasks.
- Exposure to real life data sets for analysis and prediction.
- Learning performance evaluation of data mining algorithms in a supervised and an unsupervised setting.
- Handling a small data mining project for a given practical domain.

System/Software Requirements:

- **Intel based desktop PC**
- **WEKA TOOL**

1. Demonstration of preprocessing on dataset student.arff
2. Demonstration of preprocessing on dataset labor.arff
3. Demonstration of Association rule process on dataset contactlenses.arff using apriori algorithm
4. Demonstration of Association rule process on dataset test.arff using apriori algorithm
5. Demonstration of classification rule process on dataset student.arff using j48 algorithm
6. Demonstration of classification rule process on dataset employee.arff using j48 algorithm
7. Demonstration of classification rule process on dataset employee.arff using id3 algorithm
8. Demonstration of classification rule process on dataset employee.arff using naïve bayes algorithm
9. Demonstration of clustering rule process on dataset iris.arff using simple k-means
10. Demonstration of clustering rule process on dataset student.arff using simple k- means.

OUTCOMES:

- The data mining process and important issues around data cleaning, pre-processing and integration.
- The principle algorithms and techniques used in data mining, such as clustering, association mining, classification and prediction.

WEB TECHNOLOGIES LAB

OBJECTIVES:

- To acquire knowledge of XHTML, Java Script and XML to develop web applications
- Ability to develop dynamic web content using Java Servlets and JSP
- To understand JDBC connections and Java Mail API
- To understand the design and development process of a complete web application

1. Design the following static web pages required for an online book store web site.

1) HOME PAGE:

The static home page must contain three **frames**.

Top frame: Logo and the college name and links to Home page, Login page, Registration page, Catalogue page and Cart page (the description of these pages will be given below).

Left frame: At least four links for navigation, which will display the catalogue of respective links.

For e.g.: When you click the link “MCA” the catalogue for MCA Books should be displayed in the Right frame.

Right frame: The *pages to the links in the left frame must be loaded here*. Initially this page contains description of the web site.

Logo	Web Site Name			
Home	Login	Registration	Catalogue	Cart
mca mba BCA	Description of the Web Site			

2) LOGIN PAGE





Logo	Web Site Name		
Home	Login	Registration	Catalogue
MCA MBA BCA	<p>Login : <input type="text" value="11a51f0003"/></p> <p>Password: <input type="password" value="*****"/></p> <p><input type="button" value="Submit"/> <input type="button" value="Reset"/></p>		

3) CATALOGUE PAGE:

The catalogue page should contain the details of all the books available in the web site in a table.

The details should contain the following:

1. Snap shot of Cover Page.
2. Author Name.
3. Publisher.
4. Price.
5. Add to cart button.

Logo	Web Site Name		
Home	Login	Registration	Catalogue
MCA MBA BCA	   	<p>Book : XML Bible Author : Winston Publication : Wiley</p> <p>Book : AI Author : S.Russel Publication : Princeton hall</p> <p>Book : Java 2 Author : Watson Publication : BPB publications</p> <p>Book : HTML in 24 hours Author : Sam Peter Publication : Sam</p>	<p>\$ 40.5</p> <p>\$ 63</p> <p>\$ 35.5</p> <p>\$ 50</p> <p><input type="button" value="Add to cart"/></p> <p><input type="button" value="Add to cart"/></p> <p><input type="button" value="Add to cart"/></p> <p><input type="button" value="Add to cart"/></p>

4. REGISTRATION PAGE:

Create a “*registration form*” with the following fields

- 1) Name (Text field)
- 2) Password (password field)
- 3) E-mail id (text field)
- 4) Phone number (text field)
- 5) Sex (radio button)
- 6) Date of birth (3 select boxes)
- 7) Languages known (check boxes – English, Telugu, Hindi, Tamil)
- 8) Address (text area)

5. DESIGN A WEB PAGE USING CSS (Cascading Style Sheets) which includes the following:

- 1) Use different font, styles:

In the style definition you define how each selector should work (font, color etc.).

Then, in the body of your pages, you refer to these selectors to activate the styles

6. WRITE AN XML file which will display the Book information which includes the following:

- 1) Title of the book
- 2) Author Name
- 3) ISBN number
- 4) Publisher name
- 5) Edition
- 6) Price

Write a Document Type Definition (DTD) to validate the above XML file.

7. Write Ruby program reads a number and calculates the factorial value of it and prints the Same.
8. Write a Ruby program which counts number of lines in a text files using its regular Expressions facility.
9. Write a Ruby program that uses iterator to find out the length of a string.
10. Write simple Ruby programs that uses arrays in Ruby.
11. Write programs which uses associative arrays concept of Ruby.
12. Write Ruby program which uses Math module to find area of a triangle.
13. Write Ruby program which uses tk module to display a window
14. Define complex class in Ruby and do write methods to carry operations on complex objects.
15. Write a program which illustrates the use of associative arrays in perl.
16. Write perl program takes set names along the command line and prints whether they are regular files or special files

17. Write a perl program to implement UNIX 'passed' program
18. An example perl program to connect to a MySQL database table and executing simple commands.
19. Example PHP program for contact page.
20. User Authentication:

Assume four users user1, user2, user3 and user4 having the passwords pwd1, pwd2, pwd3 and pwd4 respectively. Write a PHP for doing the following.

 1. Create a Cookie and add these four user id's and passwords to this Cookie.
 2. Read the user id and passwords entered in the Login form (week1) and authenticate with the values (user id and passwords) available in the cookies.

If he is a valid user (i.e., user-name and password match) you should welcome him by name (user-name) else you should display "You are not an authenticated user".

Use init-parameters to do this.
21. Example PHP program for registering users of a website and login.
22. Install a database (Mysql or Oracle).

Create a table which should contain at least the following fields: name, password, email-id, phone number (these should hold the data from the registration form).

Write a PHP program to connect to that database and extract data from the tables and display them. Experiment with various SQL queries.

Insert the details of the users who register with the web site, whenever a new user clicks the submit button in the registration page (week2).
23. Write a PHP which does the following job:

Insert the details of the 3 or 4 users who register with the web site (week9) by using registration form. Authenticate the user when he submits the login form using the user name and password from the database (similar to week8 instead of cookies).
24. Create tables in the database which contain the details of items (books in our case like Book name, Price, Quantity, Amount) of each category. Modify your catalogue page (week 2) in such a way that you should connect to the database and extract data from the tables and display them in the catalogue page using PHP
25. **HTTP** is a stateless protocol. Session is required to maintain the state.

The user may add some items to cart from the catalog page. He can check the cart page for the selected items. He may visit the catalogue again and select some more items. Here our interest is the selected items should be added to the old cart rather than a new cart. Multiple users can do the same thing at a time (i.e., from different systems in the LAN using the ip-address instead of local host). This can be achieved through the use of sessions. Every user will have his own session which will be created after his successful login to the website. When the user logs out his session should get invalidated (by using the method session.invalidate()).

Modify your catalogue and cart PHP pages to achieve the above mentioned functionality using sessions.

OUTCOMES:

- Students will be able to develop static web sites using XHTML and Java Scripts
- To implement XML and XSLT for web applications
- Develop Dynamic web content using Java Servlets and JSP
- To develop JDBC connections and implement a complete Dynamic web Application

SOFTWARE TESTING LAB

OBJECTIVES:

- Demonstrate the UML diagrams with ATM system descriptions.
- Demonstrate the working of software testing tools with c language.
- Study of testing tools- win runner, selenium etc.
- Writing test cases for various applications

- 1 Write programs in ‘C’ Language to demonstrate the working of the following constructs:
 - i) do...while
 - ii) while....do
 - iii) if...else
 - iv) switch
 - v) for
- 2 “A program written in ‘C’ language for Matrix Multiplication fails” Introspect the causes for its failure and write down the possible reasons for its failure.
- 3 Take any system (e.g. ATM system) and study its system specifications and report the various bugs.
- 4 Write the test cases for any known application (e.g. Banking application)
- 5 Create a test plan document for any application (e.g. Library Management System)
- 6 Study of Win Runner Testing Tool and its implementation
 - a) Win runner Testing Process and Win runner User Interface.
 - b) How Win Runner identifies GUI(Graphical User Interface) objects in an application and describes the two modes for organizing GUI map files.
 - c) How to record a test script and explains the basics of Test Script Language (TSL).
 - d) How to synchronize a test when the application responds slowly.
 - e) How to create a test that checks GUI objects and compare the behaviour of GUI objects in different versions of the sample application.

- f) How to create and run a test that checks bitmaps in your application and run the test on different versions of the sample application and examine any differences, pixel by pixel.
 - g) How to Create Data-Driven Tests which supports to run a single test on several sets of data from a data table.
 - h) How to read and check text found in GUI objects and bitmaps.
 - i) How to create a batch test that automatically runs the tests.
 - j) How to update the GUI object descriptions which in turn supports test scripts as the application changes.
- 7 Apply Win Runner testing tool implementation in any real time applications.

OUTCOMES:

- Find practical solutions to the problems
- Solve specific problems alone or in teams
- Manage a project from beginning to end
- Work independently as well as in teams
- Define, formulate and analyze a problem